




Product Overview

Conductor Rails



CONDUCTIX
wampfler

© DELACHAUX GROUP



The simple solution!

Insulated conductor rails are one of the most widely used systems for the transmission of power and data. Conductor rail solutions from Conductix-Wampfler are in use in a variety of systems around the world.

Whether on automotive production lines, in a variety of crane systems, in packing machines, in high-storage warehouses, in the infrastructure of airport terminals, or in amusement park rides – people count on Conductix-Wampfler conductor rails, and not without reason.

The modular structure of the systems and nearly limitless expandability in the number of poles and the length of the system are what make this universally adaptable.




SingleFlexLine 0811 on an electrified monorail system in a brewery

These features of the product line, along with a strict standard of quality and more than 30 years of experience (in the development, production, and application of contact-safe conductor rails) form the basis of a successful relationship with our customers.



We can wind you up!
SingleFlexLine 0815
in a packaging machine

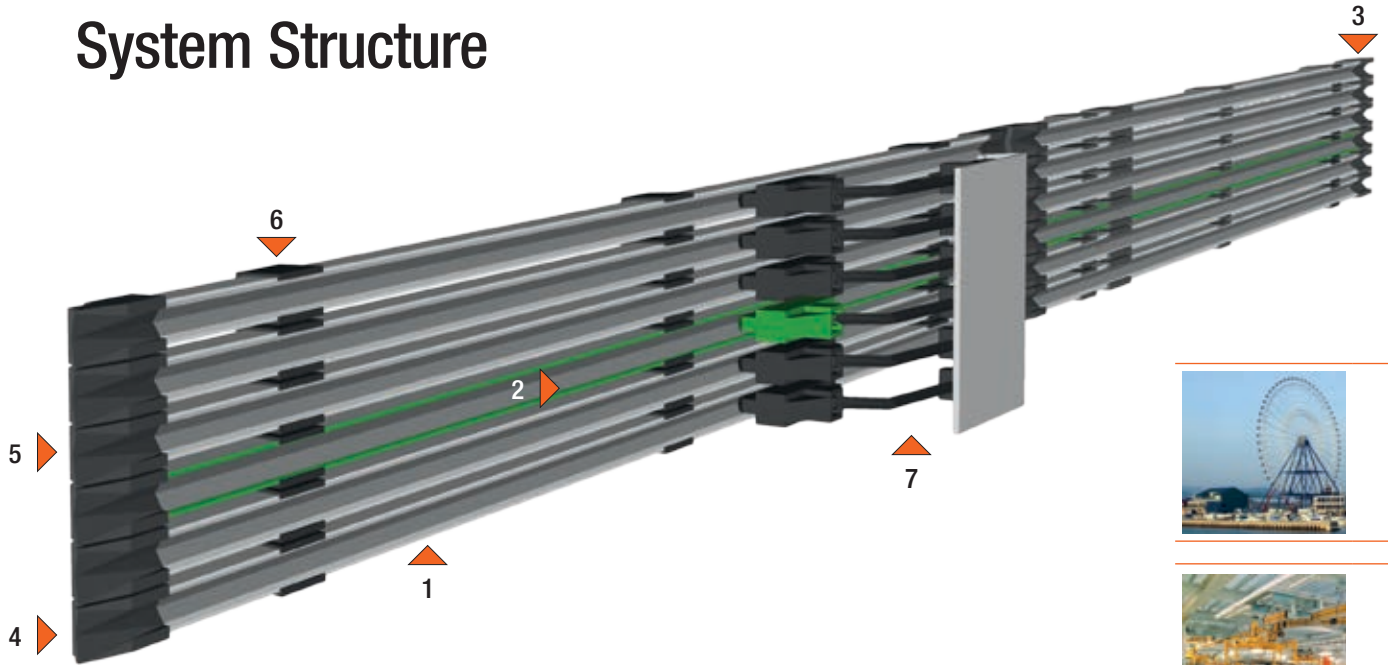


We lift you up!
SinglePowerLine 0812 on a people
mover in a ski jump lift




We have profile!
The right system
for every application

System Structure







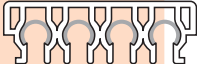
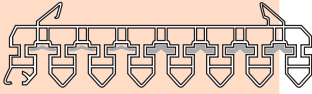
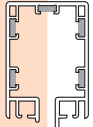
1. **Conductor rail with insulating profile** _____ with contact guard, designed according to international standards
2. **PE ground pole** _____ optionally with protection against polarity errors
3. **Rail connector** _____ for the safe, quick connection of units
4. **End cap** _____ to terminate system ends and protect against contact
5. **Feed connector** _____ for convention connection to the stationary power supply
6. **Hanger clamp** _____ for smooth installation
7. **Collector assembly** _____ for safe transmission and compensation of movement tolerances in positive guide and long service life



Product Line Overview – No Limits!

There are different product lines available to cover a variety of requirements.

Modular in structure and flexible in use, we have the right solution for nearly any application.

SingleFlexLine	Program 0811	<p>Single-pole conductor rail for curving applications and ring arrangements</p> <ul style="list-style-type: none"> • Electrified monorail systems • Carousels • Sorters 		10 - 100 A
	Program 0815	<p>Single-pole conductor rail for curving applications and ring arrangements with limited installation space</p> <ul style="list-style-type: none"> • Electrified monorail systems • Packaging machines • Small parts warehouses 		32 - 100 A
SinglePowerLine	Program 0812	<p>Single-pole conductor rail for preferably straight rail runs</p> <ul style="list-style-type: none"> • Crane systems • Transport systems 		25 - 400 A
	Program 0813	<p>Single-pole conductor rail for preferably straight rail runs</p> <ul style="list-style-type: none"> • Crane systems • People movers 		200 - 1250 A
MultiLine	Program 0831	<p>Multi-pole, compact conductor rail for straight rail runs indoors</p> <ul style="list-style-type: none"> • High storage systems • Transfer cars • 3-4-5 poles 		10 - 125 A
EcoClickLine	Program 0832	<p>Compact conductor rail system for high storage systems</p> <ul style="list-style-type: none"> • Quick-installation modular system • Any number of poles up to 7 • With optional positioning system 		10 - 200 A
BoxLine	Program 0842	<p>Multi-pole, enclosed conductor rail for preferably straight rail runs</p> <ul style="list-style-type: none"> • Crane systems • Building maintenance units • 4-5-6-7 poles 		35 - 140 A

SingleFlexLine



The safety of full insulation and integrated contact protection, along with optional PE polarity error protection "PE^{plus}"

Simple, precise installation with multipoled hanger clamps and bayonet connector technology

Unlimited number of poles, even for complex applications

Simple radial layout due to uncomplicated bending of rails at the construction site

Main applications:




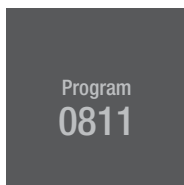
- Electrified monorail systems
- Packaging machines
- Temporary buildings
- Ring rails / slip rings
- Revolving stages
- Small parts warehouses




1:1 scale

Standard application data

Nominal current range (100% duty cycle)	10 A 32 A 100 A
Nominal voltage	690 V
Rail length	4000 mm (different lengths optional)
Outer dimensions (pole)	14.7 x 15.5 mm
Area of use	Indoor or protected outdoor area
Rail layout	Any
Number of poles	No limit (system holders can be combined for 2, 3, 4, 5, or 6 poles)
Installation orientation	Collector insertion from side or bottom



SingleFlexLine



Main applications:

- Electrified monorail systems
- Ring rails / slip rings
- Specialized machines
- Sorters and small parts warehouses

High degree of safety due to contact protection and optional PE polarity error protection "PEplus"

Fast installation using plug or screw connectors

Compact, space-saving installation even in limited installation space, due to optimized phase distance of 12 mm or 14 mm

Fast, modular extension with multi-pole combinations of hanger clamps (2, 4, 6, 8, and 10 poles)



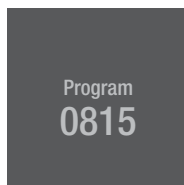
Flexible use thanks to simple adaptation to the load-bearing profile layout



1:1 scale


Standard application data

Nominal current range (100% duty cycle)	32 A 100 A
Nominal voltage	690 V
Rail length	4000 mm
Outer dimensions (pole)	9.6 x 15.2 mm
Area of use	Indoors
Rail layout	Any
Number of poles	Any (monorail conveyors with 2, 4, 6, 8, or 10 poles)
Installation orientation	Collector insertion from side or bottom





SinglePowerLine



Main applications:

- Crane systems of medium load capacity
- People movers
- Specialized systems

High availability even in harsh ambient conditions, with a robust design and a variety of conducting materials

Safety due to finger guard and high-quality insulation

Simple, precise installation with single-pole and combinable multi-pole hanger clamps (3, 4, and 5 poles)

Unlimited number of poles, even for complex applications

Curve capability using arc segments

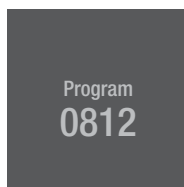
Flexible extension and optional positioning system




1:1 scale

Standard application data

Nominal current range (100% duty cycle)	25 A 80 A 200 A 250 A 320 A 400 A
Nominal voltage	690 V (hand area 500 V) with insulators up to 1000 V
Rail length	4000 mm
Outer dimensions (pole)	18 x 26 mm
Area of use	Indoor or outdoor area
Rail layout	Straight (arc segments possible)
Installation orientation	Collector insertion preferably from below



SinglePowerLine



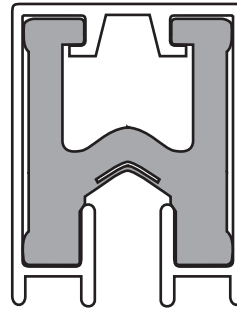
High reliability even in harsh environments due to a robust design, and availability of a variety of conductor materials

Safety for people and machines due to insulation of the individual poles

Simple, precise installation with single-pole and combinable multi-pole hanger clamps (3, 4, and 5 poles)

Main applications:

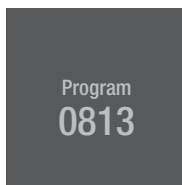
- Heavy-duty crane systems
- Cable-driven STS crane carriage systems
- People movers
- Specialized systems




1:1 scale

Standard application data

Nominal current range (100% duty cycle)	200 A 320 A 500 A 800 A 1000 A 1250 A
Nominal voltage	690 V with insulators up to 1000 V
Rail length	5000 mm
Outer dimensions (pole)	32 x 42 mm
Area of use	Indoor or outdoor area
Rail layout	Preferably straight (arc segments possible)
Installation orientation	Collector insertion preferably from below

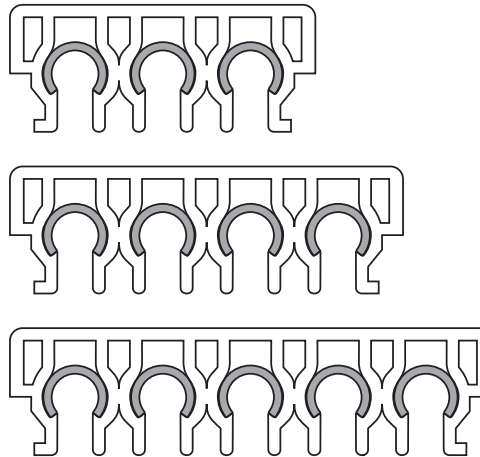


MultiLine



Main applications:

- High storage systems
- Process and hall cranes
- Specialized machines
- Transfer cars



Fast, cost-effective installation thanks to a multipole design and use of plug connectors

Ideal layout due to availability in 3, 4, and 5-pole variants

High degree of safety and mechanical rigidity due to massive shared insulators

Low mass due to compact design and optimized phase distance


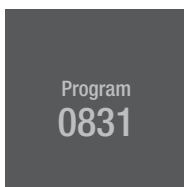
Maintenance-friendly due to fast exchange of rail segments and simple cleaning of the compact profile

Flexible extension and optional positioning system

1:1.5 scale


Standard application data

Nominal current range (100% duty cycle)	10 A 32 A 60 A 100 A 125 A
Nominal voltage	690 V
Rail length	4000 mm
Outer dimensions (pole)	3-pole: 26 x 62 mm 4-pole: 26 x 80 mm 5-pole: 26 x 98 mm
Area of use	Indoor or protected outdoor area
Rail layout	Linear
Number of poles	Any; can be combined from 3, 4, and 5-pole rails
Installation orientation	Collector insertion from the side or bottom vertical or horizontal possible





EcoClickLine



Modular system consisting of base modules (1-4 m) and extension modules (4, 8, and 24 m) with all components needed

Fast installation without tools and with self-explanatory assembly

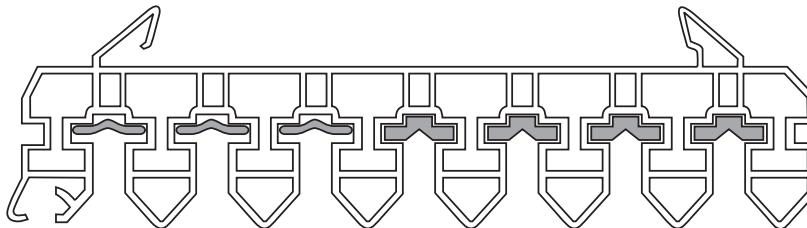
High flexibility due to a variety of product extensions

Compact dimensions due to integration of additional functions

High cost savings due to low secondary costs from modular, fast-installation system

Main applications:


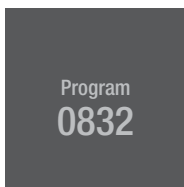
- High storage systems
- Transfer cars



1:1.5 scale


Standard application data

Nominal current range (100% duty cycle)	35 A 63 A 100 A 140 A 200 A (80% duty cycle S5)
Nominal voltage	690 V
Nominal rail length	4000 mm
External dimensions	220 x 50 mm including load-bearing profile and system holder
Area of use	Indoors
Rail layout	Linear
Number of poles	Flexible, up to 7 poles with 10 to 55 mm ² conductor strips
Installation orientation	Collector insertion on the side horizontal installation



Special features:

- Modular, extensible quick installation system
- Can be extended with different positioning and data transmission systems





BoxLine



Fast, cost-effective installation due to multipole design, use of different connector technologies, and simple clip-on hanger clamps

Ideal layout thanks to availability of 4, 5, 6, and 7-pole systems

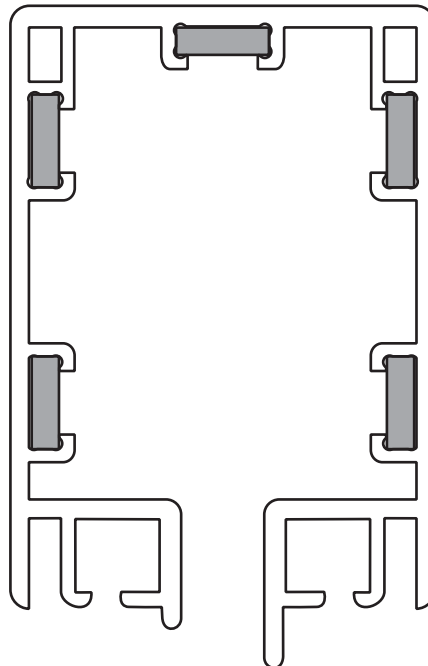
Highest possible safety using box system (optionally with a sealing lip)

Small dimensions due to compact design

High flexibility, with availability as insertion, clamp, bumper, or plug system

Main applications:

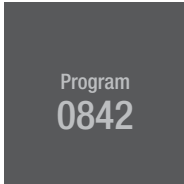
- Crane systems
- Building maintenance units
- Greenhouses
- Workplace systems



1:1 scale

Standard application data

Nominal current range (100% duty cycle)	10 A 35 A 60 A 100 A 140 A (80% duty cycle)
Nominal voltage	690 V
Rail length	4000 mm
Outer dimensions (pole)	56 x 90 mm
Area of use	Indoor or outdoor area
Rail layout	Straight / curved tracks possible using factory-supplied arc elements
Number of poles	4, 5, 6, or 7 poles
Installation orientation	Collector insertion from below



Perfect Interplay


Components designed to work together and the right accessories are the basis of any good system solution.

The right selection of system extension components allows you to account for a variety of operational requirements.

Original accessories from Conductix-Wampfler increase safety, availability, and the lifetime of the entire conductor rail system.



Fast Ethernet
with integrated leaky coax cable



Carbon brush control unit for
monitoring of wear




SinglePowerLine 0812 in a galvanizing plant with bridge elements on a turning gate and dual collector assemblies



Integrated barcode system on EcoClickLine conductor rail system



Data transmission through the conductor rail with Powertrans 1b®



A wide variety of different systems and conductor materials guarantees the right conductor rail for any application



Service – tailor-made

Need more?

When you're talking to us about conductor rails, there's more! Whether you need more information, are looking for a solution to fit your needs, or require support on-site. We speak your language.

Talk to us – we have a solution for you!

Project planning

- Handling task specifications and parameters, and the layout of the system

Commissioning and preliminary assembly

- Preliminary assembly and assembly-oriented packaging.

Assembly and commissioning

- Installation, commissioning, and training by our technicians before being handed over to the customer



Rental service and supervisor

- Provision of assembly systems and special tools for the efficient installation of our systems
- Support as needed by an experienced supervisor from our service team

Service and maintenance

- Regular inspection of the system, replacement of wearing parts
- Cleaning and testing
- Assembly and maintenance training
- Supervision



Conductix-Wampfler's specialists provide complete support from the initial programming and design to the final assembly on site – worldwide!



Other Products from Conductix-Wampfler

The products described in this catalog represent a few of the products from the broad spectrum of Conductix-Wampfler components and systems for the transfer of energy, data, gases, and fluids. The solutions we deliver for your applications are based on your specific requirements. In many cases, a combination of several different Conductix-Wampfler products are needed to fill the application. You can count on all of Conductix-Wampfler's business units for hands-on engineering support - coupled with the perfect solution to meet your energy management and control needs.



Motor driven cable reels

Motor driven reels by Conductix-Wampfler are the perfect solution for managing long lengths of heavy cable and hoses in very demanding industrial applications. Monospiral, level wind, and random wind spools.



Slip ring assemblies

Whenever powered machinery needs to rotate 360°, field proven slip ring assemblies by Conductix-Wampfler can flawlessly transfer energy and data. Here, everything revolves around flexibility and reliability.



Conductor bar

Whether they are enclosed conductor rails, expandable single-pole bar systems, or high amperage bar for demanding steel mill use up to 6000 amps. Conductix-Wampfler's conductor bar is the proven solution to reliably move people and material.



Spring driven cable reels

We have 60 years experience and trusted brands such as Insul-8, Wampfler, and IER. We offer small cord reels all the way to large multi-motor units, a wide range of accessories, and hazardous location reels.



Cable Festoon systems

It's hard to imagine Conductix-Wampfler cable trolleys not being used in virtually every industrial application. They are reliable and robust and available in an enormous variety of sizes and models.



Push Button Pendants

Our ergonomic pendants are ideally suited for industrial control applications. They are available in a wide range of configurations for overhead cranes and other machinery.



Radio remote controls

Safe, secure, and reliable radios use the latest in microprocessor technology. Available in several models for overhead crane control and other types of machinery.



Inductive Power Transfer IPT®

The contact-less system for transferring energy and data. For all tasks that depend on high speeds and absolute resistance to wear.



Energy guiding chains

The "Jack of all Trades" when it comes to managing energy and data cables and air and fluid hoses. A wide range of energy guiding chains are available for many industrial applications.



Air hoists and balancers

ENDO Air hoists accurately place delicate loads and continuously vary the speed for precise positioning. They run cool in continuous operations.



Bumpers

Conductix-Wampfler offers a complete range of bumpers for the auto industry, cranes, and heavy machinery. These include rubber, rubber/metal, and cellular types.



Spring balancers and retractors

ENDO spring balancers by Conductix-Wampfler are rugged, reliable high-precision positioning devices that reduce operator fatigue and assist with accurate tool placement.

www.conductix.us

USA / LATIN AMERICA

10102 F Street
Omaha, NE 68127

Customer Support
Phone +1-800-521-4888

Phone +1-402-339-9300
Fax +1-402-339-9627

info.us@conductix.com
latinamerica@conductix.com

CANADA

18450 J.A. Bombardier
Mirabel, QC J7J 0H5

Customer Support
Phone +1-800-667-2487

Phone +1-450-565-9900
Fax +1-450-851-8591

info.ca@conductix.com

MÉXICO

Calle Treviño 983-C
Zona Centro
Apodaca, NL México 66600

Customer Support
Phone (+52 81) 1090 9519
(+52 81) 1090 9025
(+52 81) 1090 9013

Fax (+52 81) 1090 9014

info.mx@conductix.com

BRAZIL

Rua Luiz Pionti, 110
Vila Progresso
Itu, São Paulo, Brasil
CEP: 13313-534

Customer Support
Phone (+55 11) 4813 7330

Fax (+55 11) 4813 7357

info.br@conductix.com

Contact us for our Global Sales Offices

